

February 4, 2024

**SENT VIA EMAIL**

City Commission  
City of Bartow  
c/o Lisa Lynch, Finance Director  
450 N. Wilson Ave.  
Bartow, FL 33830

**RE: CITY OF BARTOW MUNICIPAL POLICE OFFICERS' RETIREMENT TRUST  
FUND - ANNUAL REPORT OF INVESTMENT ACTIVITY**

Dear Commissioner:

In accordance with Section 112.661(15), Florida Statutes, please find enclosed the annual report of investment activity of the City of Bartow Municipal Police Officers' Retirement Trust Fund. This report includes investments in the portfolio as of September 30, 2023, listed by class or type, book value, income earned and market value as of the stated date. This report must also be made available to the public.

Thank you,

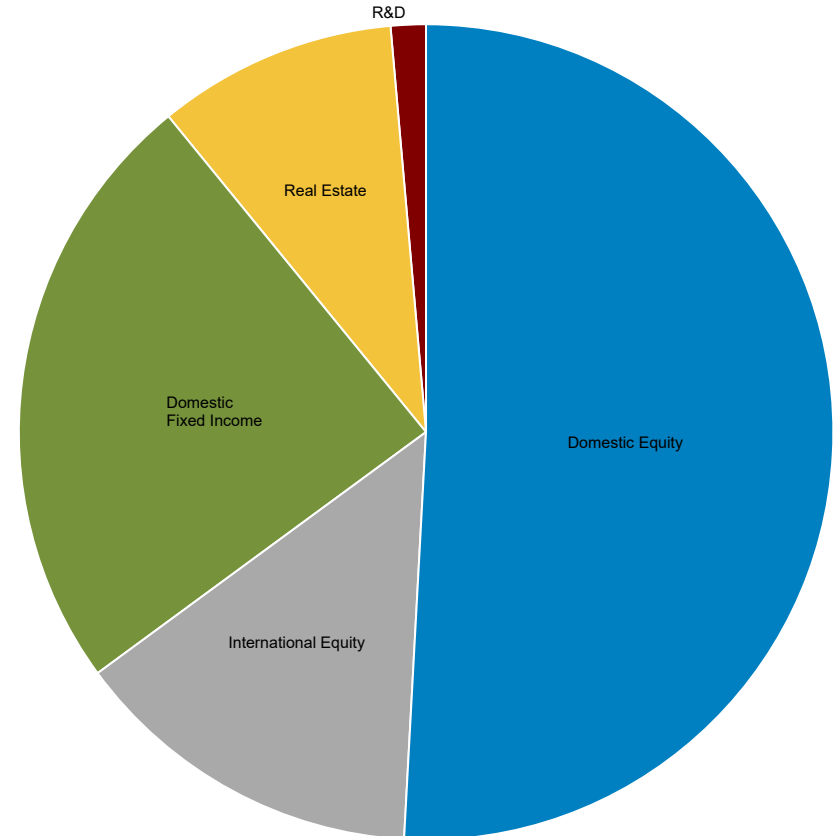
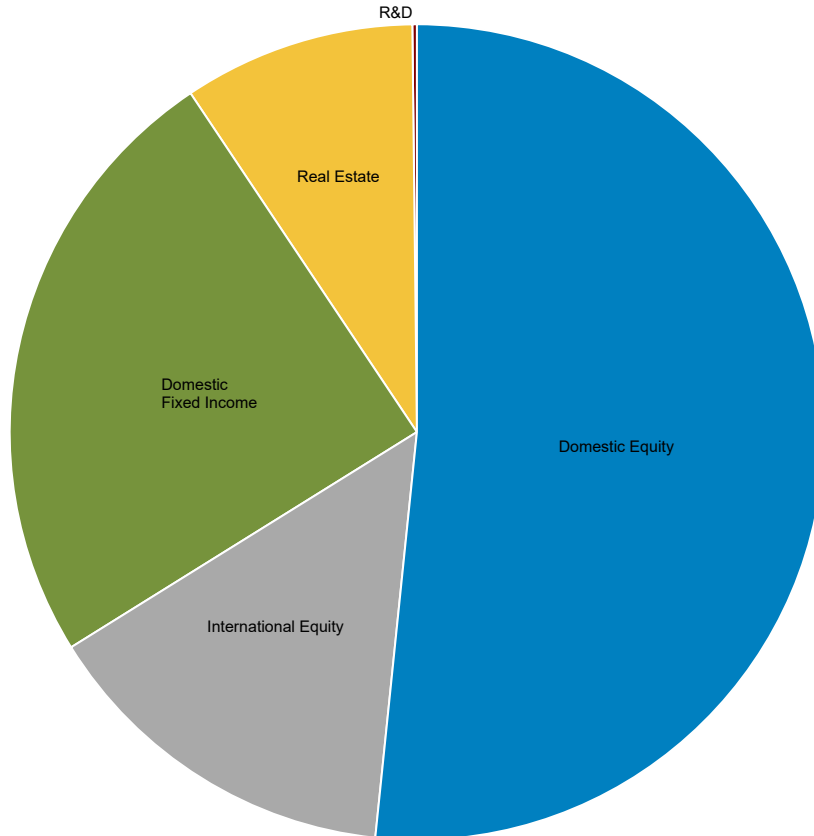


Siera Feketa  
Plan Administrator

**Bartow Police Officers' Retirement Plan**  
**Asset Allocation By Asset Class**  
 As of September 30, 2023

Jun-2023 : \$22,265,667

Sep-2023 : \$21,553,674



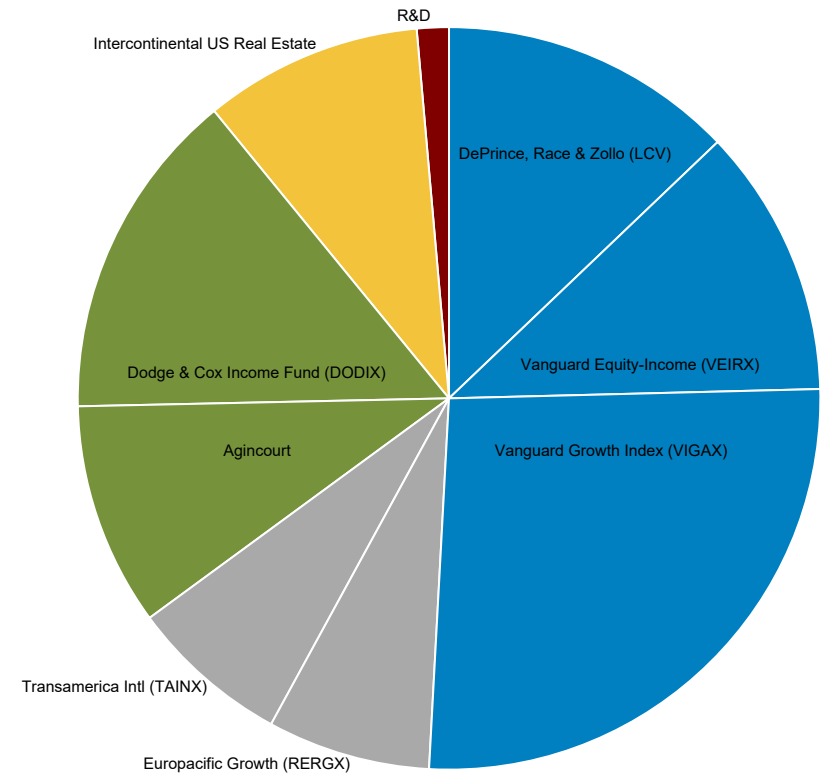
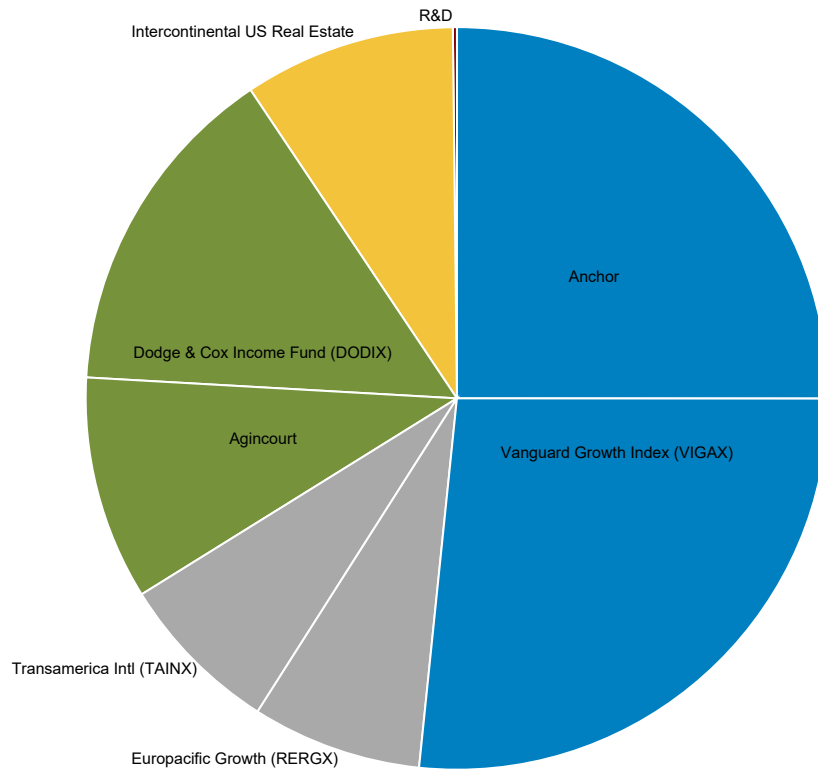
Allocation			Allocation		
	Market Value	Allocation		Market Value	Allocation
■ Domestic Equity	11,496,574	51.6	■ Domestic Equity	10,962,227	50.9
■ International Equity	3,232,809	14.5	■ International Equity	3,032,772	14.1
■ Domestic Fixed Income	5,446,560	24.5	■ Domestic Fixed Income	5,208,607	24.2
■ Real Estate	2,049,376	9.2	■ Real Estate	2,049,376	9.5
■ R&D	40,347	0.2	■ R&D	300,692	1.4



**Bartow Police Officers' Retirement Plan**  
**Asset Allocation By Manager**  
As of September 30, 2023

Jun-2023 : \$22,265,667

Sep-2023 : \$21,553,674



Allocation			Allocation		
	Market Value	Allocation		Market Value	Allocation
Anchor	5,568,699	25.0	Anchor	-	0.0
DePrince, Race & Zollo (LCV)	-	0.0	DePrince, Race & Zollo (LCV)	2,772,950	12.9
Vanguard Equity-Income (VEIRX)	-	0.0	Vanguard Equity-Income (VEIRX)	2,527,937	11.7
Vanguard Growth Index (VIGAX)	5,927,875	26.6	Vanguard Growth Index (VIGAX)	5,661,340	26.3
Europacific Growth (REGX)	1,645,390	7.4	Europacific Growth (REGX)	1,529,723	7.1
Transamerica Intl (TAINX)	1,587,419	7.1	Transamerica Intl (TAINX)	1,503,049	7.0
Agincourt	2,170,649	9.7	Agincourt	2,096,538	9.7
Dodge & Cox Income Fund (DODIX)	3,275,912	14.7	Dodge & Cox Income Fund (DODIX)	3,112,069	14.4
Intercontinental US Real Estate	2,049,376	9.2	Intercontinental US Real Estate	2,049,376	9.5
R&D	40,347	0.2	R&D	300,692	1.4



## Financial Reconciliation

## Total Fund

October 1, 2022 To September 30, 2023

## Financial Reconciliation Fiscal Year to Date

	Market Value 10/01/2022	Net Transfers	Contributions	Distributions	Management Fees	Other Expenses	Income	Apprec./ Deprec.	Market Value 09/30/2023
<b>Total Equity</b>	<b>12,048,326</b>	<b>-346,014</b>	-	-	<b>-33,883</b>	<b>-2,385</b>	<b>215,081</b>	<b>2,113,873</b>	<b>13,994,999</b>
Anchor Equity Portfolio	4,850,785	-5,682,769	-	-	-33,883	-2,385	97,198	771,053	-
DePrince, Race & Zollo (LCV)	-	3,000,000	-	-	-	-	20,817	-247,867	2,772,950
Vanguard Equity-Income (VEIRX)	-	2,686,755	-	-	-	-	17,343	-176,161	2,527,937
Vanguard Growth Index Adm (VIGAX)	4,689,834	-300,000	-	-	-	-	34,786	1,236,720	5,661,340
Europacific Growth Fund (RERGX)	1,298,390	-25,000	-	-	-	-	27,606	228,726	1,529,723
Transamerica Intl (TAINX)	1,209,318	-25,000	-	-	-	-	17,330	301,402	1,503,049
<b>Total Fixed Income</b>	<b>5,333,099</b>	<b>-250,000</b>	-	-	<b>-5,344</b>	<b>-1,257</b>	<b>201,118</b>	<b>-69,009</b>	<b>5,208,607</b>
Agincourt Fixed Income Portfolio	2,078,550	-	-	-	-5,344	-1,257	79,628	-55,038	2,096,538
Dodge & Cox Income Fund (DODIX)	3,254,550	-250,000	-	-	-	-	121,490	-13,971	3,112,069
<b>Total Real Estate</b>	<b>2,432,771</b>	-	-	-	<b>-22,218</b>	-	<b>42,372</b>	<b>-403,549</b>	<b>2,049,376</b>
Intercontinental US Real Estate	2,432,771	-	-	-	-22,218	-	42,372	-403,549	2,049,376
<b>Receipt &amp; Disbursement</b>	<b>235,806</b>	<b>589,326</b>	<b>1,067,449</b>	<b>-1,487,450</b>	-	<b>-112,038</b>	<b>7,599</b>	-	<b>300,692</b>
<b>Total Fund</b>	<b>20,050,003</b>	<b>-6,688</b>	<b>1,067,449</b>	<b>-1,487,450</b>	<b>-61,445</b>	<b>-115,680</b>	<b>466,170</b>	<b>1,641,315</b>	<b>21,553,674</b>

