

February 4, 2024

SENT VIA EMAIL

City Commission
City of Bartow
c/o Lisa Lynch, Finance Director
450 N. Wilson Ave.
Bartow, FL 33830

RE: CITY OF BARTOW MUNICIPAL FIREFIGHTERS' RETIREMENT TRUST FUND
ANNUAL REPORT OF INVESTMENT ACTIVITY

Dear Commissioner:

In accordance with Section 112.661(15), Florida Statutes, please find enclosed the annual report of investment activity of the City of Bartow Municipal Firefighters' Retirement Trust Fund. This report includes investments in the portfolio as of September 30, 2023, listed by class or type, book value, income earned and market value as of the stated date. This report must also be made available to the public.

Thank you,

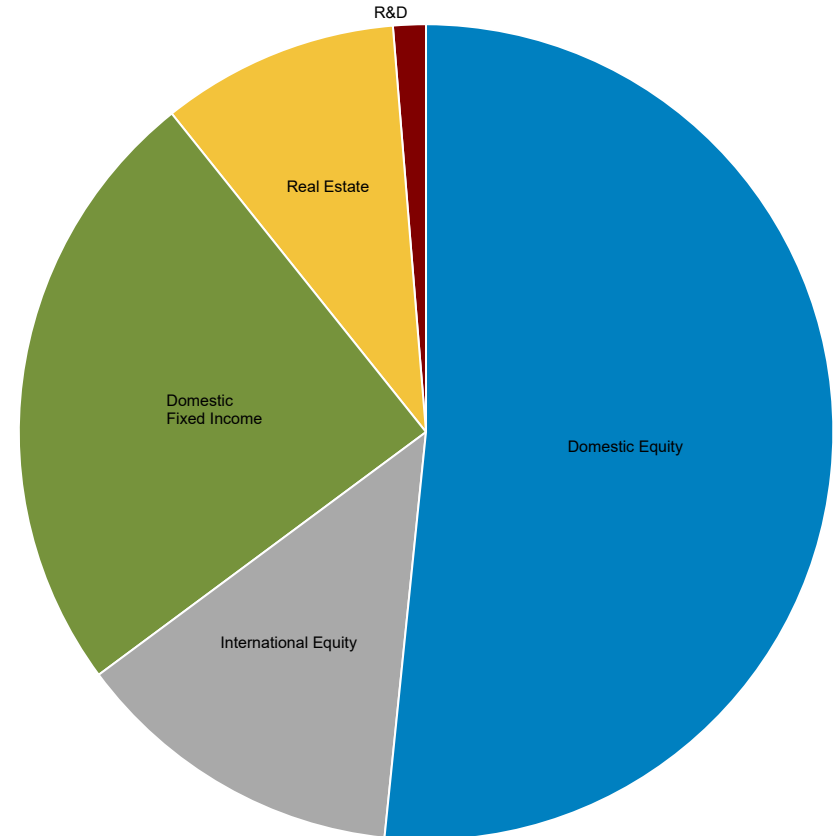
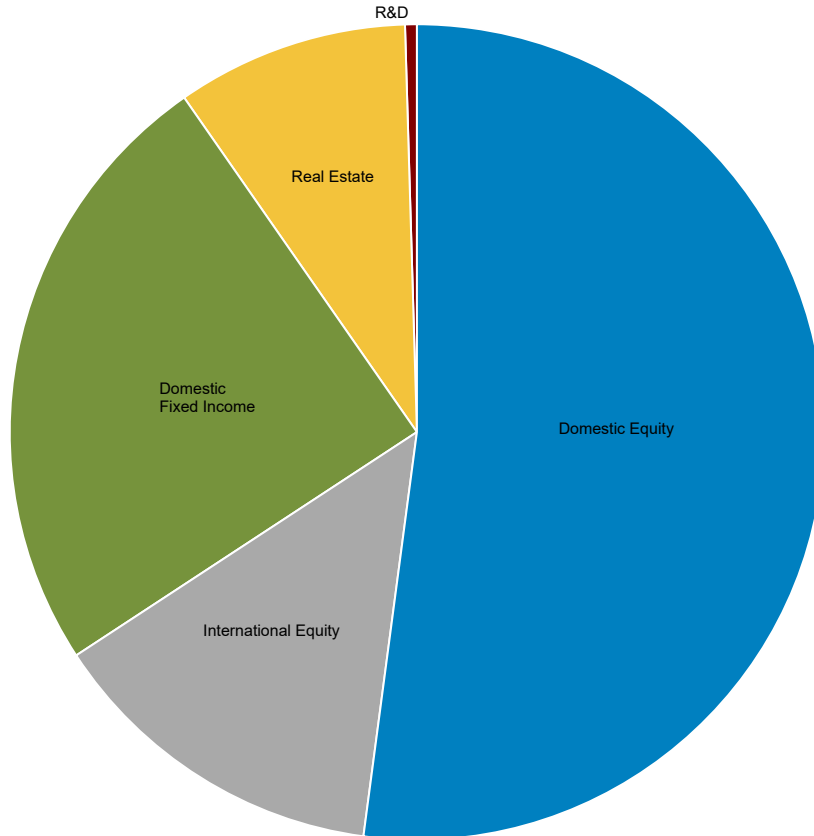


Siera Feketa
Plan Administrator

Bartow Fire Retirement Trust Fund
Asset Allocation By Asset Class
As of September 30, 2023

Jun-2023 : \$12,967,532

Sep-2023 : \$12,673,094



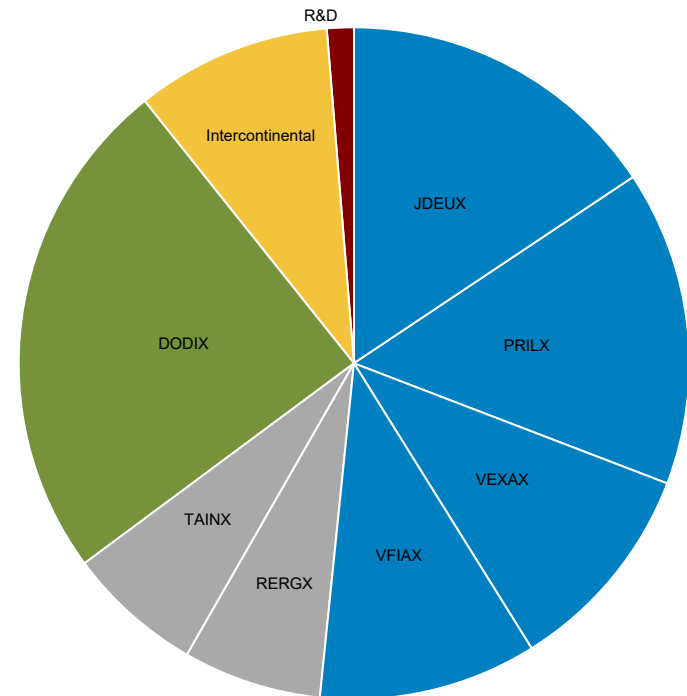
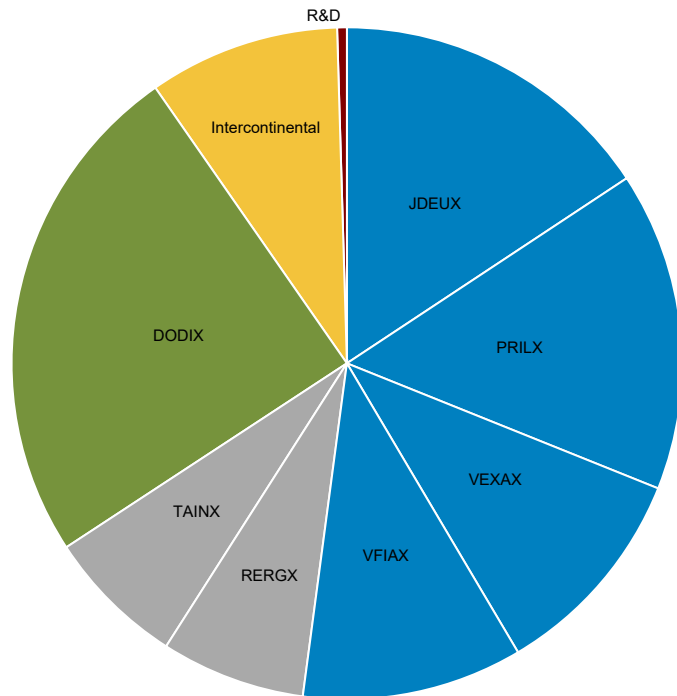
Allocation			Allocation		
	Market Value	Allocation		Market Value	Allocation
Domestic Equity	6,756,421	52.1	Domestic Equity	6,542,978	51.6
International Equity	1,773,243	13.7	International Equity	1,676,214	13.2
Domestic Fixed Income	3,181,705	24.5	Domestic Fixed Income	3,093,513	24.4
Real Estate	1,195,469	9.2	Real Estate	1,195,469	9.4
R&D	60,694	0.5	R&D	164,920	1.3



Bartow Fire Retirement Trust Fund
Asset Allocation By Manager
As of September 30, 2023

Jun-2023 : \$12,967,532

Sep-2023 : \$12,673,094



Allocation			Allocation		
	Market Value	Allocation		Market Value	Allocation
JP Morgan (JDEUX)	2,036,994	15.7	JP Morgan (JDEUX)	1,982,884	15.6
Parnassus (PRILX)	1,991,685	15.4	Parnassus (PRILX)	1,922,626	15.2
Vanguard Ext Mkt Index (VEXAX)	1,349,991	10.4	Vanguard Ext Mkt Index (VEXAX)	1,304,924	10.3
Vanguard 500 Index Fund (VFIAX)[CE]	1,377,752	10.6	Vanguard 500 Index Fund (VFIAX)[CE]	1,332,545	10.5
American Funds EuroPacific (RERGX)	902,435	7.0	American Funds EuroPacific (RERGX)	845,323	6.7
Transamerica Intl (TAINX)	870,808	6.7	Transamerica Intl (TAINX)	830,891	6.6
Dodge & Cox (DODIX)	3,181,705	24.5	Dodge & Cox (DODIX)	3,093,513	24.4
Intercontinental US Real Estate	1,195,469	9.2	Intercontinental US Real Estate	1,195,469	9.4
R&D	60,694	0.5	R&D	164,920	1.3



Financial Reconciliation

Total Fund

October 1, 2022 To September 30, 2023

Financial Reconciliation Fiscal Year to Date

	Market Value 10/01/2022	Net Transfers	Contributions	Distributions	Management Fees	Other Expenses	Income	Apprec./ Deprec.	Market Value 09/30/2023
Total Equity	6,868,343	-100,000	-	-	-	-	246,402	1,204,447	8,219,192
JP Morgan Disciplined Equity R6 (JDEUX)	1,637,013	-30,000	-	-	-	-	25,423	350,448	1,982,884
Parnassus Core Equity Inst (PRILX)	1,595,172	-30,000	-	-	-	-	156,598	200,856	1,922,626
Vanguard 500 Index Fund (VFIAX)[CE]	1,113,232	-20,000	-	-	-	-	20,964	218,349	1,332,545
Vanguard Extended Market Index (VEXAX)	1,158,304	-20,000	-	-	-	-	18,938	147,682	1,304,924
American Funds EuroPacific Gr R6 (RERGX)	706,556	-	-	-	-	-	15,049	123,718	845,323
Transamerica Intl (TAINX)	658,066	-	-	-	-	-	9,430	163,395	830,891
Total Fixed Income	3,000,166	-	-	-	-	-	116,749	-23,402	3,093,513
Dodge & Cox Income Fund (DODIX)	3,000,166	-	-	-	-	-	116,749	-23,402	3,093,513
Total Real Estate	1,419,117	-	-	-	-12,961	-	24,717	-235,404	1,195,469
Intercontinental US Real Estate	1,419,117	-	-	-	-12,961	-	24,717	-235,404	1,195,469
Receipt & Disbursement	198,759	100,000	625,334	-658,078	-	-106,091	4,669	326	164,920
Total Fund	11,486,386	-	625,334	-658,078	-12,961	-106,091	392,537	945,967	12,673,094

