

December 21, 2020

SENT VIA EMAIL


City Commission
City of Bartow
c/o Stacy Molinar, Finance Director
450 N. Wilson Ave.
Bartow, FL 33830

RE: CITY OF BARTOW MUNICIPAL POLICE OFFICERS' RETIREMENT TRUST FUND
ANNUAL REPORT OF INVESTMENT ACTIVITY

Dear Commissioner:

In accordance with Section 112.661(15), Florida Statutes, please find enclosed the annual report of investment activity of the City of Bartow Municipal Police Officers' Retirement Trust Fund. This report includes investments in the portfolio as of September 30, 2020, listed by class or type, book value, income earned and market value as of the stated date. This report must also be made available to the public.

Thank you,

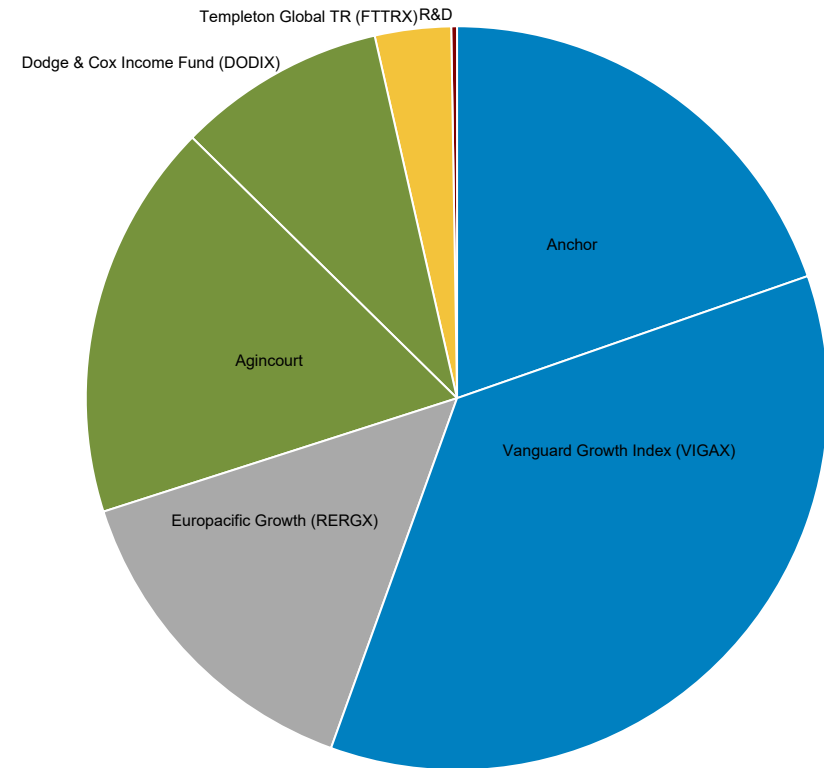
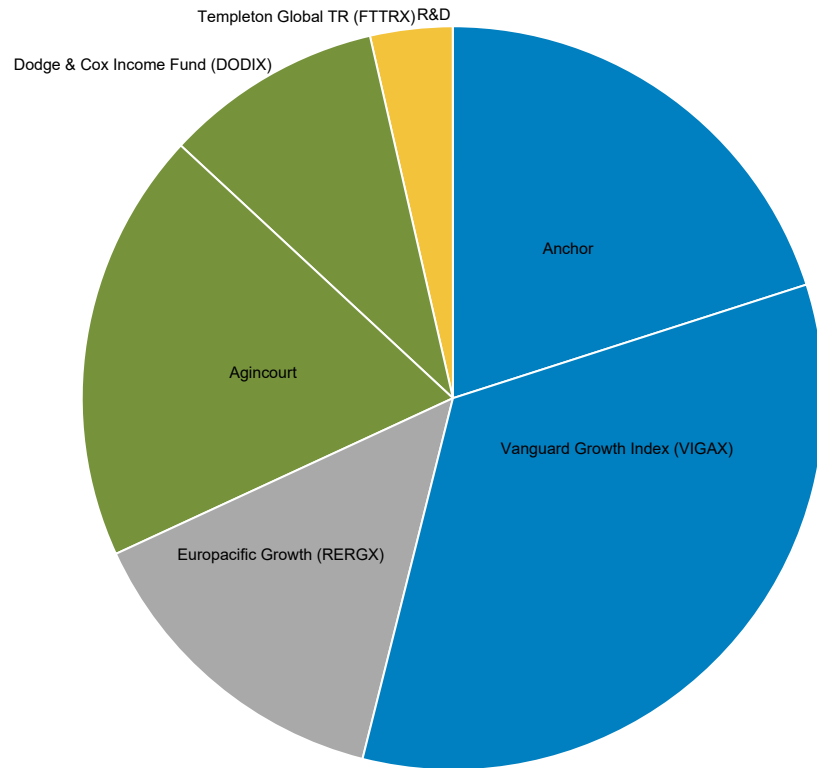


Siera Feketa
Plan Administrator

Bartow Police Officers' Retirement Plan
Asset Allocation By Manager
 As of September 30, 2020

June 30, 2020 : \$20,722,464

September 30, 2020 : \$22,039,630



Allocation			Allocation		
	Market Value	Allocation		Market Value	Allocation
■ Anchor	4,156,763	20.1	■ Anchor	4,336,438	19.7
■ Vanguard Growth Index (VIGAX)	7,016,372	33.9	■ Vanguard Growth Index (VIGAX)	7,898,505	35.8
■ Europacific Growth (RERGX)	2,944,321	14.2	■ Europacific Growth (RERGX)	3,208,242	14.6
■ Agincourt	3,889,203	18.8	■ Agincourt	3,809,825	17.3
■ Dodge & Cox Income Fund (DODIX)	1,970,830	9.5	■ Dodge & Cox Income Fund (DODIX)	2,000,000	9.1
■ Templeton Global TR (FTTRX)	741,819	3.6	■ Templeton Global TR (FTTRX)	730,800	3.3
■ R&D	3,155	0.0	■ R&D	55,820	0.3



Bartow Police Officers' Retirement Plan

Financial Reconciliation

As of September 30, 2020

Financial Reconciliation Quarter to Date

	Market Value 07/01/2020	Net Transfers	Contributions	Distributions	Management Fees	Other Expenses	Income	Apprec./ Deprec.	Market Value 09/30/2020
Total Equity	14,117,456	-122,556	-	-	-	-608	34,351	1,414,543	15,443,185
Anchor Equity Portfolio	4,156,763	-70,557	-	-	-	-608	20,476	230,364	4,336,438
Vanguard Growth Index Adm (VIGAX)	7,016,372	-31,200	-	-	-	-	13,875	899,458	7,898,505
Europacific Growth Fund (REGX)	2,944,321	-20,800	-	-	-	-	-	284,721	3,208,242
Total Fixed Income	6,601,853	-116,688	-	-	-	-564	49,683	6,341	6,540,625
Agincourt Fixed Income Portfolio	3,889,203	-109,755	-	-	-	-564	29,829	1,112	3,809,825
Dodge & Cox Income Fund (DODIX)	1,970,830	-	-	-	-	-	11,529	17,641	2,000,000
Templeton Global TR (FTTRX)	741,819	-6,933	-	-	-	-	8,325	-12,411	730,800
Receipt & Disbursement	3,155	239,244	254,297	-374,806	-	-66,072	2	-	55,820
Total Fund	20,722,464	-	254,297	-374,806	-	-67,245	84,035	1,420,884	22,039,630

Financial Reconciliation Fiscal Year to Date

	Market Value 10/01/2019	Net Transfers	Contributions	Distributions	Management Fees	Other Expenses	Income	Apprec./ Deprec.	Market Value 09/30/2020
Total Equity	13,320,963	-346,747	-	-	-14,024	-1,937	242,167	2,242,763	15,443,185
Anchor Equity Portfolio	4,624,577	-134,747	-	-	-14,024	-1,937	92,193	-229,625	4,336,438
Vanguard Growth Index Adm (VIGAX)	5,888,035	-191,200	-	-	-	-	59,991	2,141,679	7,898,505
Europacific Growth Fund (REGX)	2,808,351	-20,800	-	-	-	-	89,983	330,708	3,208,242
Total Fixed Income	6,456,177	-316,540	2,208	-	-4,663	-1,672	235,793	169,321	6,540,625
Agincourt Fixed Income Portfolio	3,729,069	-209,606	2,208	-	-4,663	-1,672	122,830	171,659	3,809,825
Dodge & Cox Income Fund (DODIX)	1,954,024	-100,000	-	-	-	-	67,414	78,562	2,000,000
Templeton Global TR (FTTRX)	773,084	-6,933	-	-	-	-	45,549	-80,900	730,800
Receipt & Disbursement	172,475	663,286	1,025,048	-1,688,922	-	-116,769	702	-	55,820
Total Fund	19,949,615	-	1,027,256	-1,688,922	-18,687	-120,377	478,662	2,412,084	22,039,630

